


MUST Pumpover Inlet Pipe without Pumpover Ports

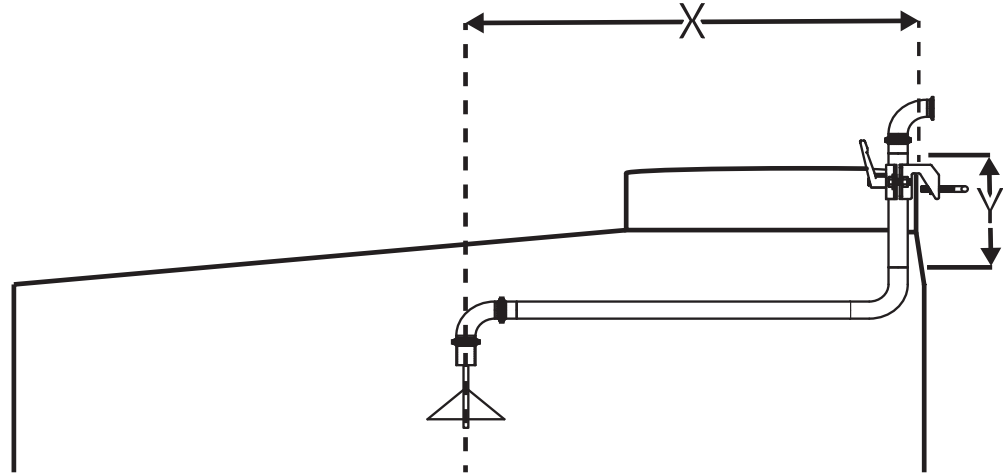


Customer: _____ Contact: _____

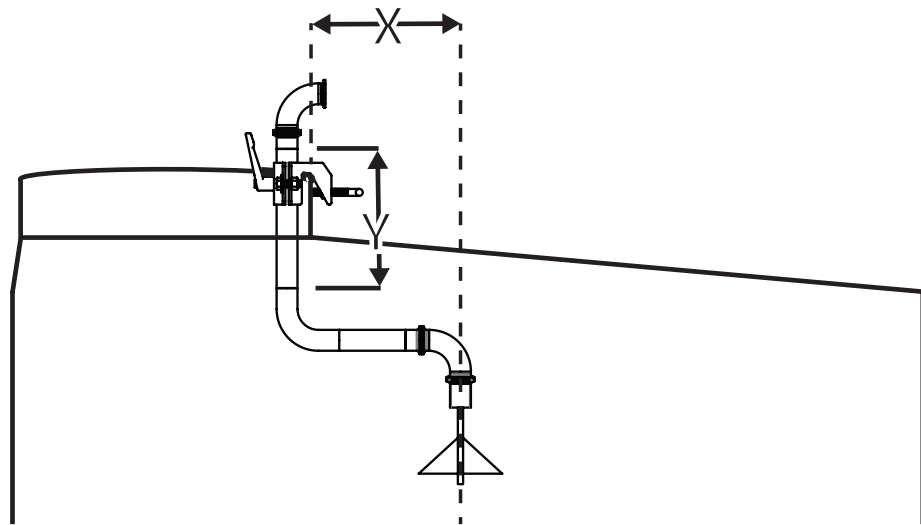
Quantity: _____ Date: _____ PO: _____

Measure from clamping surface of your manway to the center of your tank to determine your X dimension. Y dimension is how much vertical adjustment you want in your setup. This Setup works for closed top with a manyway, and open tops without a lip. Questions? We can help.

Outside Mount



Inside Mount



Outside Mount []

Inside Mount []

Size: 1" (1-1/2" TC) [] 2" (2" TC) [] 3" (3" TC) []

X = Clamping surface to center of tank: _____

Y= Amount of vertical adjustment: _____

Type of irrigator: LOTUS []

Mole []

Toad []

Other: _____