
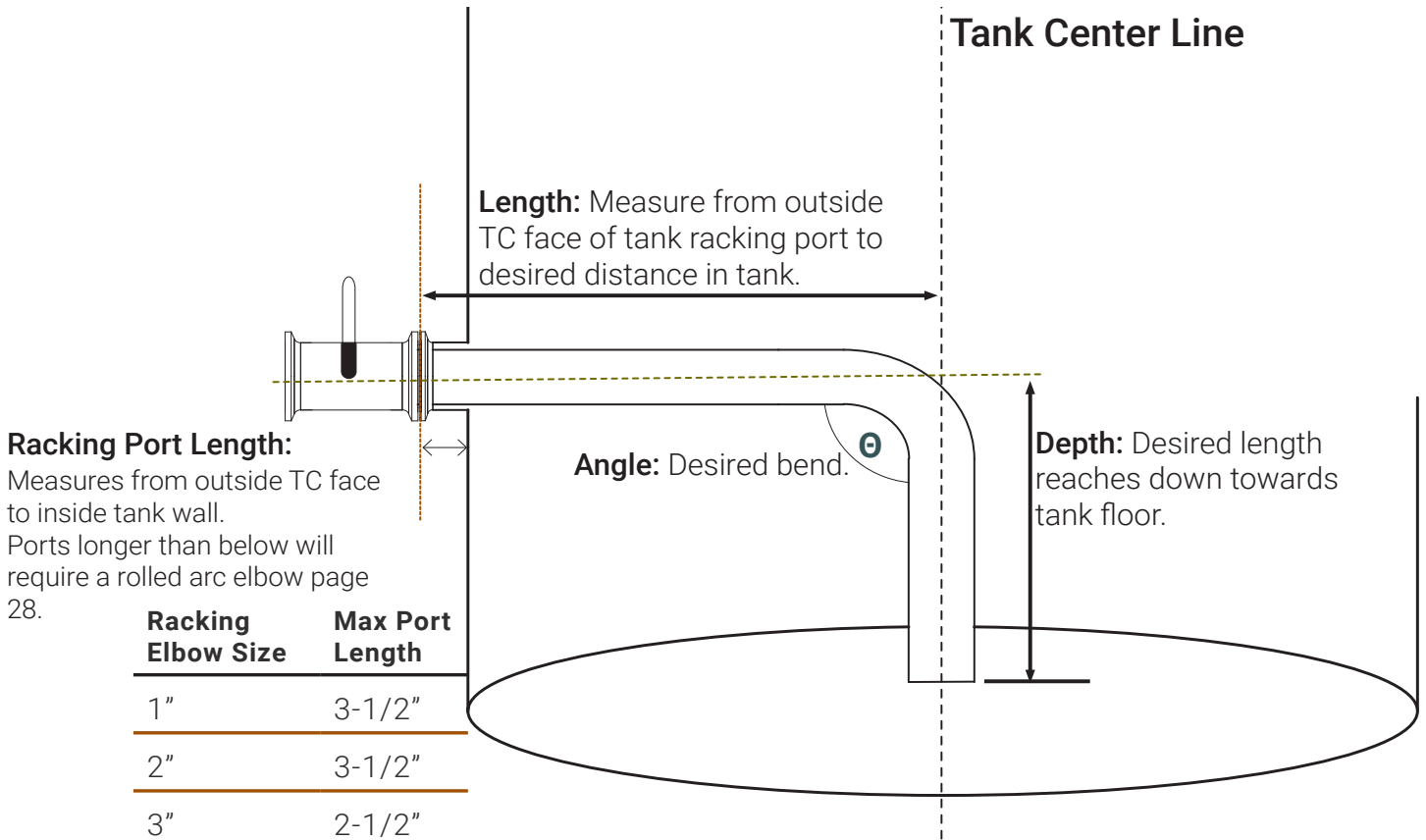


MUST Custom Racking Elbow Worksheet



Customer: _____ Contact: _____
Quantity: _____ Date: _____ PO: _____

MUST custom racking elbow. Determine the length into the tank and depth it reaches down towards tank floor and then choose your handle position and tip type. Questions? We can help.



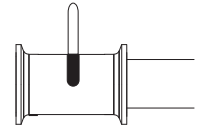
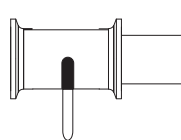
TC Racking port size: 1" (1-1/2" TC) [] 2" (2" TC) [] 3" (3" TC) []

Length: _____

Depth: _____

Handle Position (Personal Preference): **Down** = Handle in line with position in tank []

Up = Handle opposite position in tank []



Angle of elbow bend (Standard is 90°): _____

Cut on tip:

